



COORDINATES COORDONNES COORDINADOS

AB: fitted, ajusté, ajustado CDE: semi-fitted, semi-ajusté, semi-ajustado

Sizes Tailles Tallas	US Eur.	45 ins / 114 cm								55 ins / 140 cm																															
		6	8	10	12	14	16	18	20	6	8	10	12	14	16	18	20																								
A	yds	1¾	1¾	1¾	1¾	1¾	1¾	2¾	2¾	1¾	1¾	1¾	1¾	1¾	1¾	1¾	1¾																								
	m	1,55	1,65	1,65	1,65	1,65	1,65	2,15	2,15	1,55	1,60	1,60	1,65	1,65	1,65	1,65	1,70																								
B	yds	1¾	1¾	1¾	1¾	1¾	1¾	1¾	1¾	1¼	1¼	1¼	1¼	1¼	1¼	1¼	1¼																								
	m	1,55	1,60	1,60	1,60	1,70	1,70	1,70	1,70	1,10	1,10	1,10	1,10	1,10	1,10	1,10	1,10																								
C	yds	1¾	1¾	2¾	2¾	2¾	2¾	2¾	2¾	1¼	1¼	1¼	1¼	1¼	1¼	1¼	1¼																								
	m	1,55	1,55	2,00	2,05	2,20	2,20	2,20	2,20	1,15	1,15	1,15	1,15	1,45	1,50	1,55	1,60																								
D	yds	1¾	1¾	1¾	1¾	2¾	2¾	2¾	2¾	1¾	1¾	1¾	1¾	1¾	1¾	1¾	1¾																								
	m	1,55	1,55	1,70	1,70	2,00	2,00	2,00	2,00	1,30	1,30	1,30	1,30	1,60	1,60	1,60	1,60																								
E	yds	1	1	1¼	1¼	1¼	1¼	1¼	1¼	¾	¾	1	1	1	1	1	1																								
	m	0,95	0,95	1,10	1,10	1,10	1,10	1,10	1,10	0,85	0,85	0,90	0,90	0,90	0,90	0,90	0,90																								
C, D, E Tubular rib knit, Tissu tubulaire, Género tubular	yds m	 39 ½ ins / 100 cm <table style="display: inline-table; vertical-align: middle;"> <tr> <td>½</td><td>½</td><td>½</td><td>½</td><td>½</td><td>½</td><td>½</td><td>½</td> </tr> <tr> <td>0,50</td><td>0,50</td><td>0,50</td><td>0,50</td><td>0,50</td><td>0,50</td><td>0,50</td><td>0,50</td> </tr> <tr> <td>▶</td><td>▶</td><td>▶</td><td>▶</td><td>▶</td><td>▶</td><td>▶</td><td>▶</td> </tr> </table>																½	½	½	½	½	½	½	½	0,50	0,50	0,50	0,50	0,50	0,50	0,50	0,50	▶	▶	▶	▶	▶	▶	▶	▶
½	½	½	½	½	½	½	½																																		
0,50	0,50	0,50	0,50	0,50	0,50	0,50	0,50																																		
▶	▶	▶	▶	▶	▶	▶	▶																																		

▶ with nap avec sens con dirección


★ without nap sans sens sin dirección



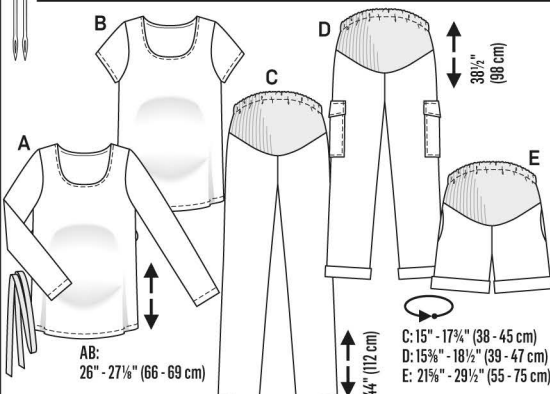
AB: Two-way stretch jersey
CDE: Cotton fabrics, linen, blends

AB: jersey bi-élastique
CDE: cotonnade, lin, fibres mélangées

AB: punto jersey bielástico
CDE: telas de algodón, lino, tejidos de mezcla

ABCDE: A:  59" - 73" (150 - 185 cm) 5" (1,5 cm)

CDE: Buttonhole elastic
Elastique à boutonnières
cinta de goma perforada
30" - 42" (75 - 105 cm) ¾" (2 cm)



A: 26" - 27½" (66 - 69 cm)

B: 38½" (98 cm)

C: 15" - 17¼" (38 - 45 cm)

D: 15¾" - 18½" (39 - 47 cm)

E: 21¾" - 29½" (55 - 75 cm)