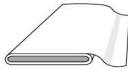


## LATZHOSE BIBBED OVERALLS SALOPETTE PANTALÓN CON PETO

AB: normal weit, semi-fitted, semi-ajusté, semi-ajustado

Größen Tailles Sizes Tallas	Eur.	114 cm / 45 ins						140 cm / 55 ins					
		3M	6M	9M	12M	18M	2	3M	6M	9M	12M	18M	2
A	m	0,70	0,75	0,80	0,85	0,90	0,95	0,65	0,70	0,75	0,75	0,80	0,85
	yds	¾	⅞	⅞	⅞	1	1	¾	¾	⅞	⅞	⅞	⅞
B	m	0,60	0,60	0,65	0,65	0,70	0,70	0,60	0,60	0,60	0,65	0,65	0,65
	yds	⅝	⅝	¾	¾	¾	¾	⅝	⅝	⅝	¾	¾	¾




Sweatshirtstoffe, Jersey

Sweatshirting, jersey

Molleton, jersey

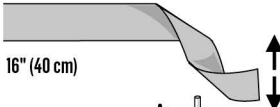
Géneros de sudadera, punto jersey

**AB:**



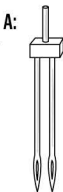
↑ ½" (2.2 cm); 33½" - 43½" (85 - 110 cm)  
↓ 1½" (3.5 cm); 4" - 6" (10 - 15 cm)

**B:**

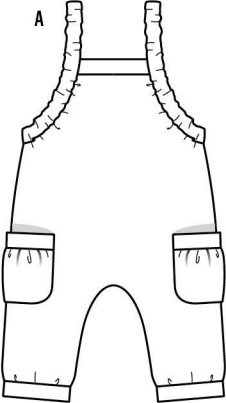


16" (40 cm)

**A:**



**A**



**B**

